



AAUW Website

Creating Your Account

1. On the right side of the screen, under the headline **New to the Online Portal?**, click

Create Account

2. You will be asked:

A screenshot of a web form titled "What type of profile would you like to create?". Below the title is a dropdown menu with a downward arrow. A blue dropdown menu is open, showing four options: "Individual applicant", "New Organization/Project/AAUW branch", "Individual applicant registering under a previously registered Organization/Project/AAUW branch", and "Reviewer applicant".

What type of profile would you like to create?

Individual applicant

New Organization/Project/AAUW branch

Individual applicant registering under a previously registered Organization/Project/AAUW branch

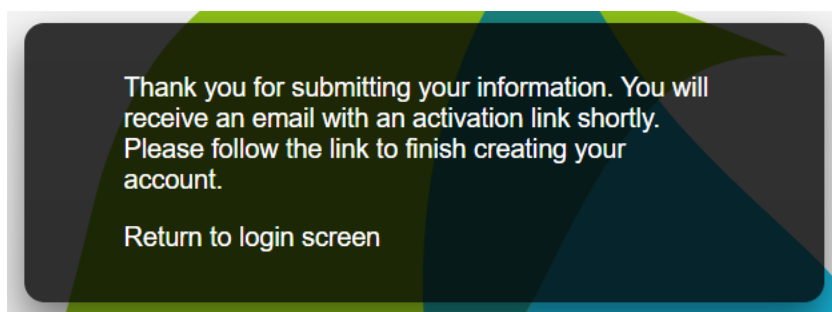
Reviewer applicant

If you are applying for yourself, select **Individual applicant**.

If you are applying on behalf of your organization, select **New Organization/Project/AAUW branch**.

Fill out the requested information and when you are done, click **Submit Request**

3. The portal will then prompt you with this message:



4. Follow the instructions in the email to create your password.

You have officially created an account!

You can now sign in with your email and created password.



For Fluxx Portal/Website

Welcome to the AAUW Applicant Portal

Thank you for your interest in AAUW's fellowships and grants. We are proud to support individuals and organizations that advance equity for women and girls through academic research, leadership, and community-based initiatives.

Based on the information you provided during account registration, the system has identified funding opportunities for which you are eligible. You will only see the applications that match your eligibility, making your experience more streamlined and focused.

Before you begin:

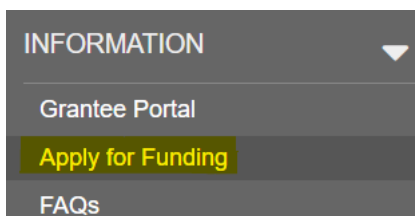
- Review all program guidelines and instructions carefully.
- Contact us at awards@aauw.org if you have any questions or need assistance at any point during the application process.

We look forward to learning about your work and wish you the best with your application.

– The AAUW Fellowships and Grants Team

Completing Your Application

5. The left side of the screen is your portal menu.
To start an application, click “Apply for Funding” (highlighted in the yellow below)





- To apply, click the colored button with the program name at the bottom of the fellowship or grant program description.

For example, for American Fellowships, click [American Fellowship](#)

- You will first be asked to complete Program Eligibility Questions.

You can save these questions, by clicking [Save](#) or clicking [Save and Close](#)

The screenshot shows the AAUW application portal. On the left is a sidebar with navigation links: INFORMATION (Grantee Portal, Apply for Funding, FAQs), PEOPLE (1) (People (1)), ORGANIZATIONS (Organizations (if applicable)), and APPLICATIONS (Draft Applications, Submitted Applications). The main content area has a top header with the AAUW logo and application details: ID: R-2025-01735, \$5,000.00, and Draft status. Below this is a progress bar with stages: Draft, Submitted, Under Review, and Granted. The main content area is titled 'Table of Contents' and lists 'Applicant' and 'Program Eligibility'. Below this is a form for 'Program Eligibility' with a 'Name' field. At the bottom right of the form are buttons for 'Cancel', 'Save', and 'Save and Close'. Two red arrows point to the 'Save' and 'Save and Close' buttons.

If you click [Save and Close](#) and want to update/ add any answers before submitting, click [Edit](#) on the top right of your screen.

Once everything is accurately filled out and you have clicked [Save and Close](#), click [Submit](#) at the bottom right of your screen.



AAUW

All

INFORMATION

Grantee Portal

Apply for Funding

FAQs

PEOPLE (1)

1 People (1)

ORGANIZATIONS

Organizations (if applicable)

APPLICATIONS

Draft Applications

Submitted Applications

FLUXX

Dana Barbakoff

ID: R-2025-01735

\$5,000.00

Draft

Draft Submitted Under Review Granted

▼ Table of Contents

Applicant Program Eligibility

Applicant: Dana Barbakoff

▼ Program Eligibility

Do you identify as a woman?

Submit

If you need to leave and return to these questions at a later point, you can come back to them by clicking “Draft Applications” on your portal menu on the left side of your screen (highlighted in the yellow below)

APPLICATIONS (1)

Draft Applications (1)

Invited to Apply

Clarification Requested

Submitted Applications

8. If you are still eligible for the program you are applying for, you will now proceed to the rest of the application.

Click [Edit](#) on the top right of your screen to begin filling out your application.



AAUW

All

INFORMATION

- Grantee Portal
- Apply for Funding
- FAQs

PEOPLE (1)

- 1 People (1)

ORGANIZATIONS

- Organizations (if applicable)

APPLICATIONS

- Draft Applications
- Submitted Applications

FLUXX

Dana Barbakoff

ID: R-2025-01740
\$5,000.00
Full Application

Draft Submitted Under Review Granted

▼ Table of Contents

- Applicant
- Applicant Background
- Citizenship and Residency
- Demographics
- Experience and Achievements
 - Employment History
 - Teaching Experience
- Professional Organizations, Affiliations, and Activities
- Your Publications
- Scholarships, Fellowships, Grants, Honors, and Awards
- Community Service
- Academic History
 - Current and Past Institutions
- Program and Institution Information
 - Field of Study
 - Abstract
 - Proposal
- References, citations, and end notes

Submit

Edit

You can click on any text under the ▼ Table of Contents to go to that section of the application or scroll down manually.

You can save your application, by clicking **Save** or clicking **Save and Close**

AAUW

All

INFORMATION

- Grantee Portal
- Apply for Funding
- FAQs

PEOPLE (1)

- 1 People (1)

ORGANIZATIONS

- Organizations (if applicable)

APPLICATIONS

- Draft Applications
- Submitted Applications

FLUXX

Dana Barbakoff

ID: R-2025-01740
\$5,000.00
Full Application

Draft Submitted Under Review Granted

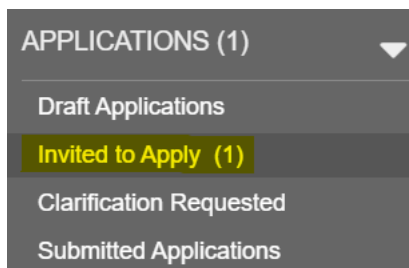
▼ Table of Contents

- Applicant
- Applicant Background
- Citizenship and Residency
- Demographics
- Experience and Achievements
 - Employment History
 - Teaching Experience
- Professional Organizations, Affiliations, and Activities
- Your Publications
- Scholarships, Fellowships, Grants, Honors, and Awards
- Community Service
- Academic History
 - Current and Past Institutions
- Program and Institution Information
 - Field of Study
 - Abstract
 - Proposal
- References, citations, and end notes

Cancel **Save** Save and Close



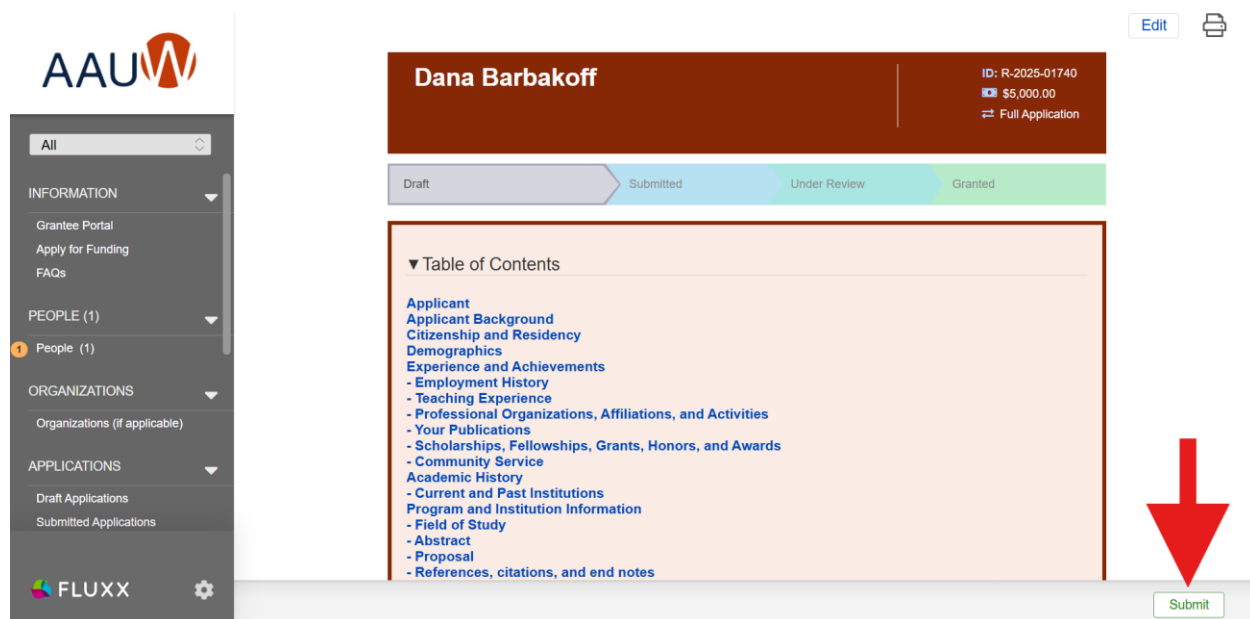
If you need to leave and return to these questions at a later point, you can come back to them by clicking “Invited to Apply” on your portal menu on the left side of your screen (highlighted in the yellow below)



Once everything is accurately filled out and you have clicked

Save and Close

click **Submit** at the bottom right of your screen.



Congratulations you have submitted your application!